



OREGON  
DEPARTMENT OF  
EDUCATION

Oregon achieves... together!

# OREGON AT-A-GLANCE DISTRICT PROFILE

## Philomath SD 17J

SUPERINTENDENT: Susan Halliday | 1620 Applegate Street, Philomath 97370 | 541-929-3169

2021-22

### Students We Serve




**1,558**


Student Enrollment

### DEMOGRAPHICS


#### American Indian/Alaska Native




#### Asian




#### Black/African American




#### Hispanic/Latino



#### Multiracial



#### Native Hawaiian/Pacific Islander



#### White



**<5%**

Ever English  
Learners



**9**

Languages  
Spoken

**11%**

Students  
with  
Disabilities

**17%**

Mobile  
Students

**22%**

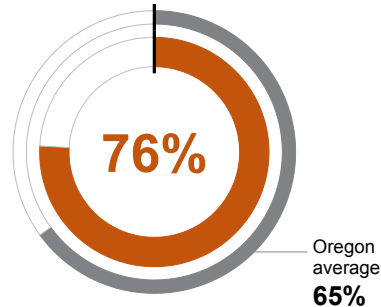
Free/  
Reduced  
Price Lunch

\*<10 students or data unavailable

### Start Strong

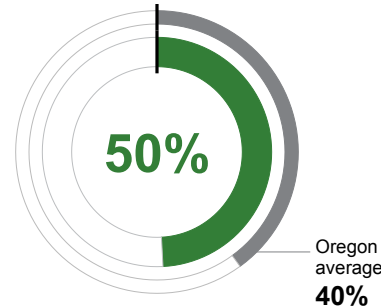
#### Grades K-2 REGULAR ATTENDERS

Students who attended more than 90% of their enrolled school days.



#### Grade 3 ENGLISH LANGUAGE ARTS

Students meeting state grade-level expectations.



### Academic Progress

#### Grades 3-8 INDIVIDUAL STUDENT PROGRESS

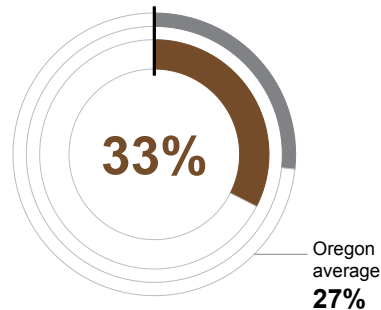
Year-to-year progress in English language arts and mathematics.

Data not available in 2021-22

### High School Success

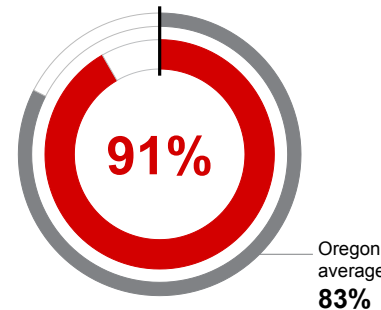
#### Grade 8 MATHEMATICS

Students meeting state grade-level expectations.



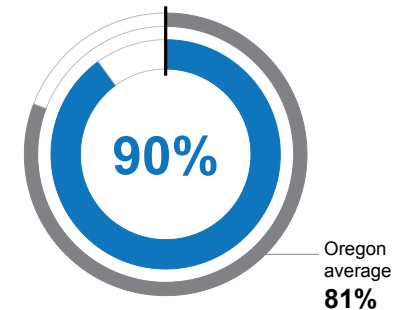
#### Grade 9 ON-TRACK TO GRADUATE

Students earning one-quarter of graduation credits in their 9th grade year.



#### Grade 12 ON-TIME GRADUATION

Students earning a diploma within four years. Cohort includes students who were first-time ninth graders in 2017-18 graduating in 2020-21.



### District Goals

Our vision is to "graduate EVERY student and transition each into a job, training, or college." We enjoy watching our students demonstrate academic, social, and emotional growth, especially following two years of heavy COVID-19 protocols. We measure success by reviewing the following Key Success Factors during a student's learning career: 1) Attendance at school, 2) Engagement in athletics and activities, 3) Academic knowledge and skill, 4) On-track for graduation from high school, and 5) Post-graduation plans for job, training, and/or college. Please check in with your child's school to learn more!

### State Goals

The Oregon Department of Education is partnering with school districts and local communities to ensure a 90% on-time, four year graduation rate by 2025. To progress toward this goal, the state will prioritize efforts to improve attendance, provide a well-rounded education, invest in implementing culturally responsive practices, and promote continuous improvement to close opportunity and achievement gaps for historically and currently underserved students.



OREGON  
DEPARTMENT OF  
EDUCATION

Oregon achieves... together!

# OREGON AT-A-GLANCE DISTRICT PROFILE CONTINUED

## Philomath SD 17J

2021-22

### Outcomes

#### Our Staff (rounded FTE)



10

Administrators



101

Teachers



42

Educational  
assistants



7

Counselors



1

Licensed  
Librarians



<1

Psychologists



79%

% of licensed teachers  
with more than 3 years  
of experience

#### Grades K-2 REGULAR ATTENDERS

American Indian/Alaska Native	<10 students or data unavailable
Asian	<10 students or data unavailable
Black/African American	<10 students or data unavailable
Hispanic/Latino	67%
Multiracial	<10 students or data unavailable
Native Hawaiian/Pacific Islander	<10 students or data unavailable
White	77%
Free/Reduced Price Lunch	76%
Ever English Learner	<10 students or data unavailable
Students with Disabilities	74%
Migrant	<10 students or data unavailable
Homeless	<10 students or data unavailable
Students in Foster Care	<10 students or data unavailable
Talented and Gifted	<10 students or data unavailable
Female	74%
Male	78%
Non-Binary	<10 students or data unavailable

#### Grade 8 MATHEMATICS

American Indian/Alaska Native	<10 students or data unavailable
Asian	<10 students or data unavailable
Black/African American	<10 students or data unavailable
Hispanic/Latino	13%
Multiracial	<10 students or data unavailable
Native Hawaiian/Pacific Islander	<10 students or data unavailable
White	34%
Free/Reduced Price Lunch	33%
Ever English Learner	<10 students or data unavailable
Students with Disabilities	30%
Migrant	<10 students or data unavailable
Homeless	<10 students or data unavailable
Students in Foster Care	<10 students or data unavailable
Talented and Gifted	77%
Female	21%
Male	42%
Non-Binary	<10 students or data unavailable

#### Grade 3 ENGLISH LANGUAGE ARTS

<10 students or data unavailable
<10 students or data unavailable
<10 students or data unavailable
10%
<10 students or data unavailable
<10 students or data unavailable
52%
50%
<10 students or data unavailable
<10 students or data unavailable
<10 students or data unavailable
<10 students or data unavailable
<10 students or data unavailable
<10 students or data unavailable
55%
43%
<10 students or data unavailable

#### Grade 9 ON-TRACK TO GRADUATE

<10 students or data unavailable
<10 students or data unavailable
<10 students or data unavailable
92%
82%
<10 students or data unavailable
92%
91%
<10 students or data unavailable
80%
<10 students or data unavailable
<10 students or data unavailable
<10 students or data unavailable
<10 students or data unavailable
92%
92%
<10 students or data unavailable

#### Grades 3-8 INDIVIDUAL STUDENT PROGRESS

<10 students or data unavailable
<10 students or data unavailable
<10 students or data unavailable
<10 students or data unavailable
<10 students or data unavailable
<10 students or data unavailable
<10 students or data unavailable
<10 students or data unavailable
<10 students or data unavailable
<10 students or data unavailable
<10 students or data unavailable
<10 students or data unavailable
<10 students or data unavailable
<10 students or data unavailable
<10 students or data unavailable
<10 students or data unavailable

#### Grade 12 ON-TIME GRADUATION

<10 students or data unavailable
<10 students or data unavailable
<10 students or data unavailable
<10 students or data unavailable
79%
<10 students or data unavailable
<10 students or data unavailable
91%
84%
80%
71%
<10 students or data unavailable
<10 students or data unavailable
<10 students or data unavailable
<10 students or data unavailable
<10 students or data unavailable
91%
89%
Coming in 2022-23